



Profile Vector

Liquid Compound



Product Description

Profile Premium Liquid Compound is a high performance, water-based cutting compound which removes P1500 or finer sanding marks from acrylics, polyester coatings and gel coats and will reach the level of gloss required in the shortest time. For dry use only.

Product Information

Size	Code	Ctn Qty
1 ltr	PRV101	6

Key Benefits

- | | |
|-------------------------|--|
| • Permanent | Contains no fillers, giving permanent scratch removal with no comebacks |
| • Dry Use & Safe | No need to use water, creating less mess and making the process more environmentally friendly. Silicone free |
| • Fast Finish | A rapid system which achieves a high gloss finish and increases throughput |
| • Versatile | Can be used on all modern paint systems |
| • Reduced Heat Build Up | Product stays wet for long periods of time |



Use With

Machine Application




G Mop 8" Twisted Wool Pad - Single Sided
GMW801



G Mop 8" Twisted Wool Pad - Double Sided
GMW806



G Mop Yellow Compounding Foam
GMC312 (3" foam)
GMC612 (6" foam)
GMC812 (8" foam)



Farécla Finishing Cloth **FC-3** (3 x cloths)




G Mop Flexible Back Plate for 8" Pads
GMB814 (14mm thread)
GMB858 (5/8" thread)
GMB816 (16mm thread)

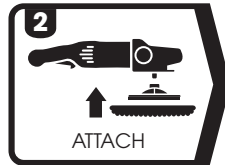


Adaptor for G Mop 8" Double Sided Wool Pad
GMA014 (14mm thread)
GMA058 (5/8" thread)
GMA016 (16mm thread)

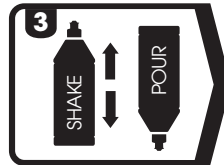
How To Use



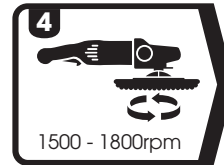
Sand area - Profile Vector Liquid Compound removes up to P1500



Attach G Mop 8" Single Sided Wool Pad to a polisher



Shake well and apply a small amount on to the pad and surface



Prime pad with product and compound at 1500 to 1800rpm



Wipe clean with a Finishing Cloth

*It is always recommended to test on an inconspicuous area prior to general use. Do not use water.

Technical Information

Appearance: **White liquid**
Viscosity: **Medium viscosity**
VOC Content: **196g/L**
Relative Density: **1.51**
pH: **10**
Paint Type Compliance: **Acrylics, polyester coatings and gel coats**

Additional Information

Clean applicators before and after use with a Spurring Brush to prevent dried product damaging the surface being worked on.



Spurring Brush
1090005